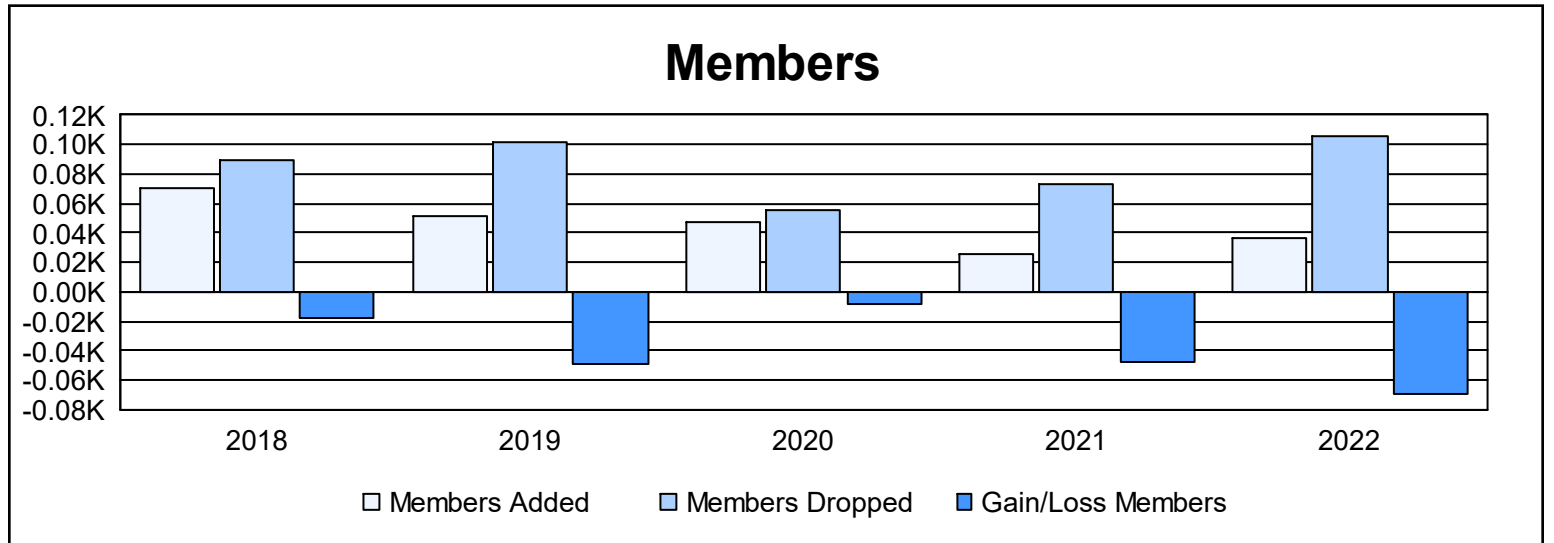
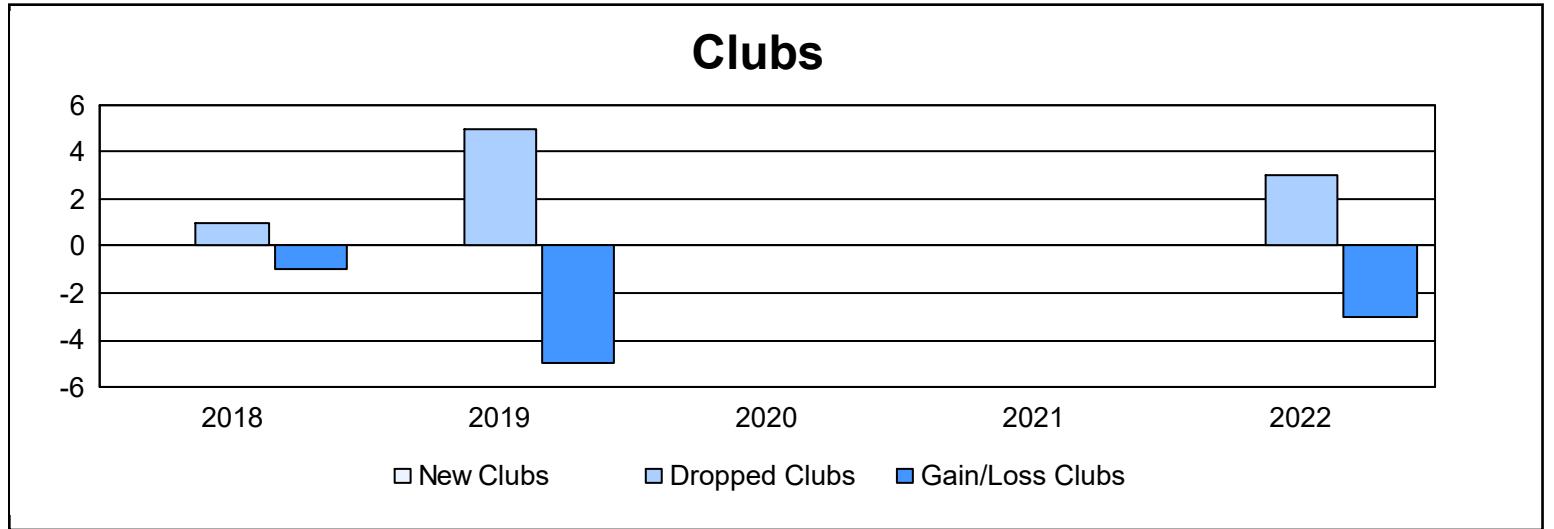
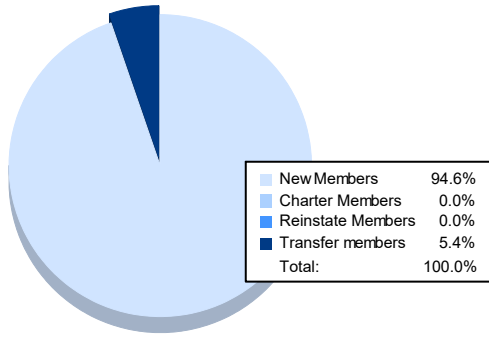


| Year           | New Clubs | Dropped Clubs | Gain/ Loss Clubs | New Members | Charter Members | Reinstate Members | Transfer Members | Total Member Added | Total Members Dropped | Gain/ Loss Members |
|----------------|-----------|---------------|------------------|-------------|-----------------|-------------------|------------------|--------------------|-----------------------|--------------------|
| 2017-2018      | 0         | 1             | -1               | 67          | 0               | 1                 | 3                | 71                 | 89                    | -18                |
| 2018-2019      | 0         | 5             | -5               | 44          | 0               | 4                 | 4                | 52                 | 101                   | -49                |
| 2019-2020      | 0         | 0             | 0                | 37          | 0               | 9                 | 1                | 47                 | 55                    | -8                 |
| 2020-2021      | 0         | 0             | 0                | 17          | 0               | 4                 | 4                | 25                 | 73                    | -48                |
| 2021-2022      | 0         | 3             | -3               | 35          | 0               | 0                 | 2                | 37                 | 106                   | -69                |
| <b>Average</b> | <b>0</b>  | <b>2</b>      | <b>-2</b>        | <b>40</b>   | <b>0</b>        | <b>4</b>          | <b>3</b>         | <b>46</b>          | <b>85</b>             | <b>-38</b>         |



### Membership Composition June 2022 Cumulative



### Gender Composition June 2022 Cumulative

